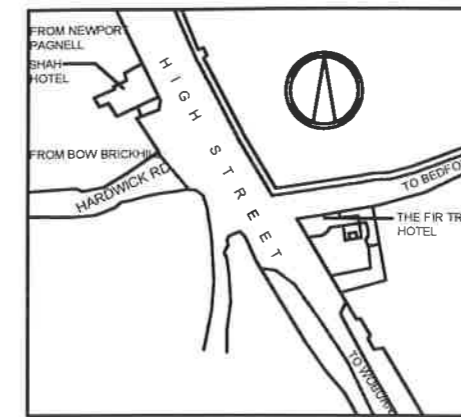


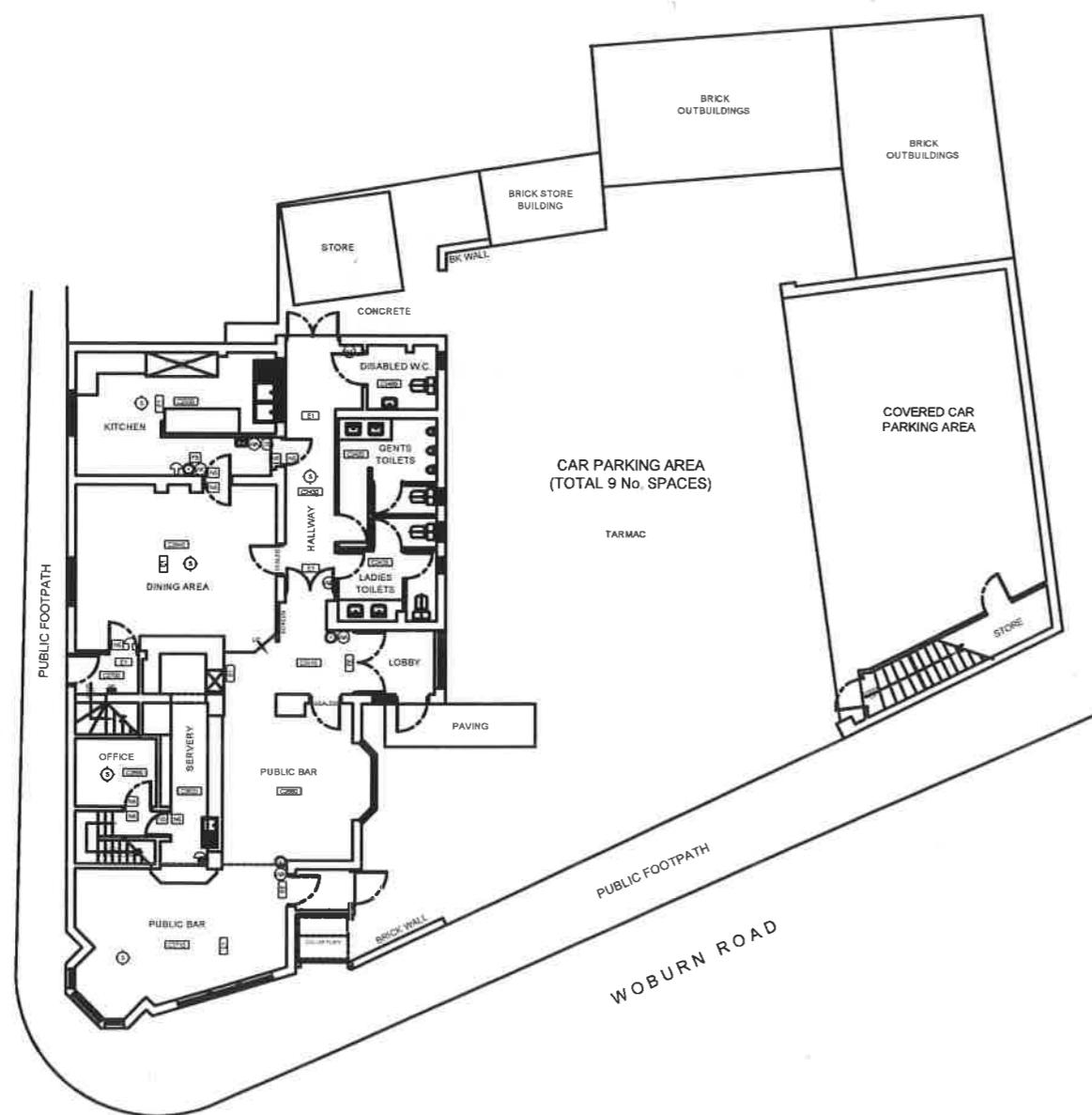
**NOTE:**  
Do not make off this drawing. All dimensions to be checked on site by the Contractor. Any discrepancy to be reported to the Architect.



LOCATION PLAN  
Scale 1:2500

**KEY**


- [N1] General Fire Notice
- [N2] Staff Fire Notice
- [N3] 'Fire Door Keep Locked' sign
- [N4] 'Fire Exit Keep Clear' sign
- [N5] 'Fire Door Keep Closed' sign
- [FB] Fire Blanket
- [DP] Dry Powder Fire Extinguisher
- [CO] Carbon Dioxide Fire Extinguisher
- [FC] Foam Fire Extinguisher
- [WA] Water Fire Extinguisher
- [WC] Wet Chemical Fire Extinguisher
- [E1] Emergency Light Fitting
- [EE] Emergency Exit Sign
- [H] Heat Detector
- [S] Smoke Detector
- [C] Break Glass Call Point
- [L] Fire Alarm Sounder
- [FAP] Fire Alarm Panel
- [AWP] Amusement with Prizes
- [SWP] Skill with Prizes
- [ATM] Cash machines
- [PP] Pay Phone
- [C2860] Ceiling Height



EXISTING GROUND FLOOR & SITE PLAN 2004  
Scale 1:100



EXISTING FIRST FLOOR LETTING ROOMS  
Scale 1:100

  
**CHARLES WELLS**  
PROPERTY SERVICES DEPARTMENT  
THE BARNBY, HAWLOCK STREET,  
BEDFORD MK40 4LJ.  
Tel. 01234 572706 Fax. 01234 701056

**ROOMS**  
THE "FIR TREE"  
WOBURN SANDS  
BEDS.

**DRAWING**  
EXISTING GROUND FLOOR & FIRST  
FLOOR LETTING ROOMS PLAN

**SCALE** 1:100  
**DATE** JANUARY 2005  
**DRAWN BY** OPS

**DRAWING No.**